


Model **SM1316-42L** is a 1300 to 1600 MHz solid state GaAs amplifier, featuring Stealth's proprietary linearization circuitry. This amplifier can be used in a variety of wireless applications, and is well suited for signals requiring high linearity such as COFDM. It comes standard in modular form with six (6) thru-holes.



Features

- Mis-Match Protected
- Single Power Supply
- Over/Reverse Voltage Protection
- Thermal Protection with Auto Reset

Options

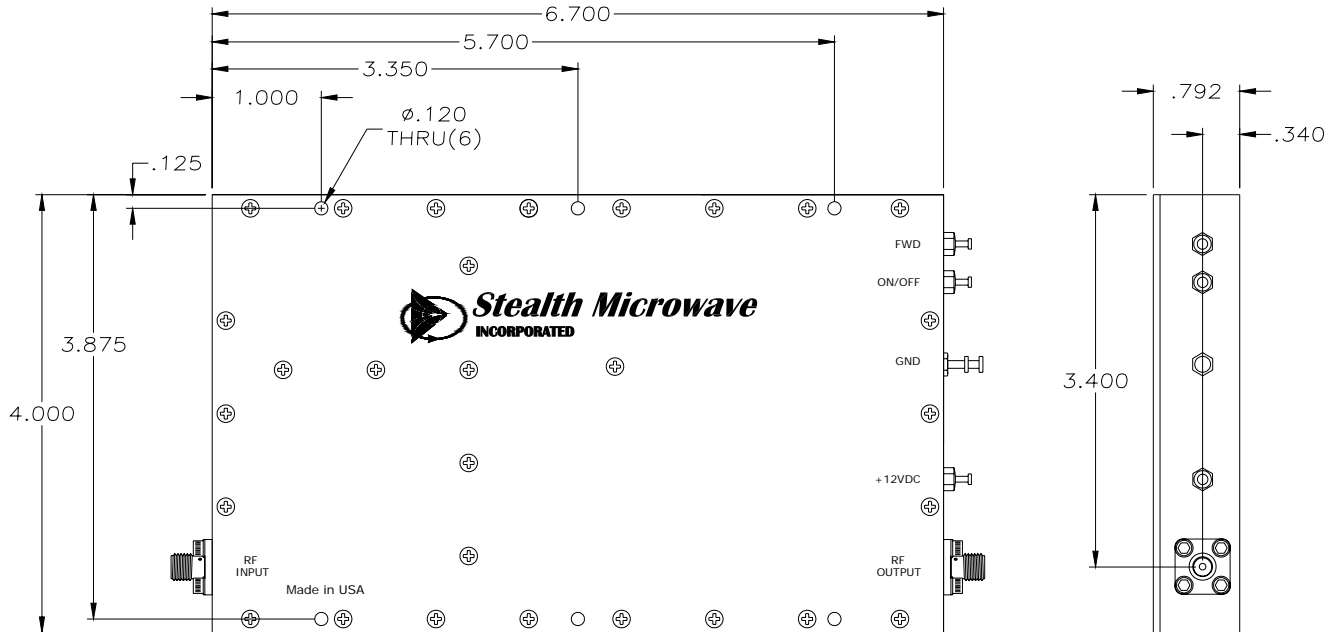
- Forward Power Detection
- Logic On/Off Control
- Integral Heatsink

Configurations

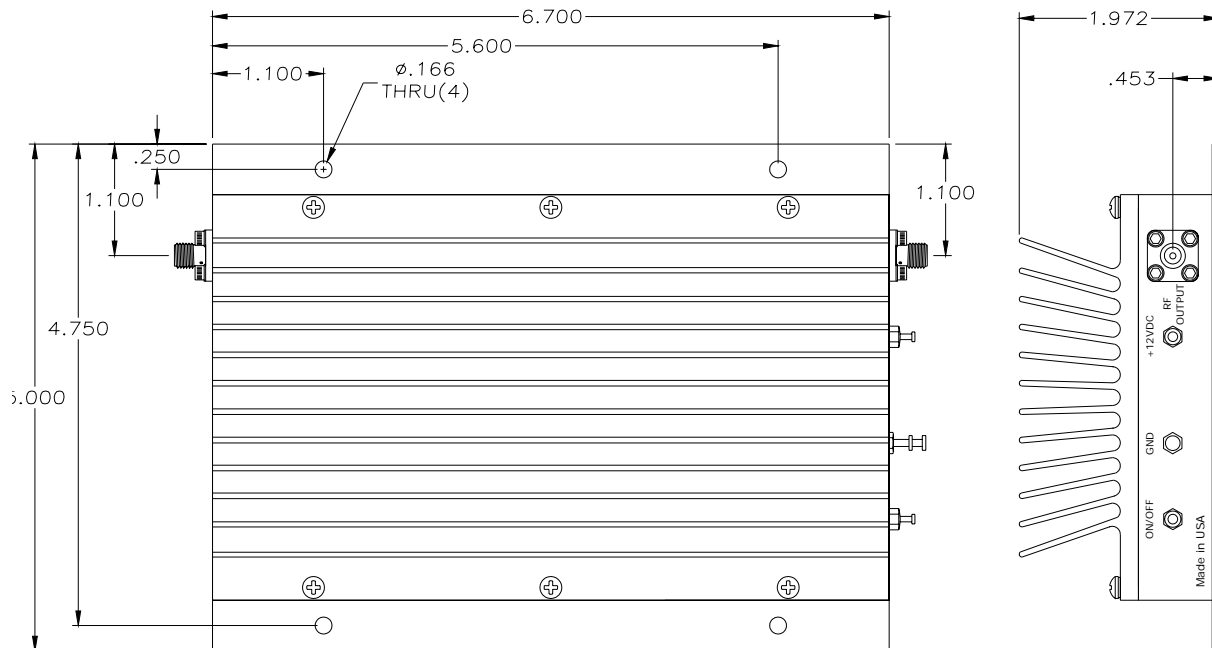
- Module
- Laboratory Unit
- 19" Rack

Parameter	Specification
Frequency Range	1300 – 1600 MHz (tuned in 100MHz bands)
Pout (P1dB)	+ 42 dBm (typ.)
OFDM Performance (typ.)	+ 34 dBm @ 50dBc ACP + 35 dBm @ 45dBc ACP
Linear Gain	49 dB \pm 1 dB
Gain Slope over Full Band	\pm .75 dB
Gain Change over Temperature	\pm .5 dB
Input/Output VSWR	1.3:1/1.8:1
DC Supply, Operating	+ 12 Volts @ 5.5 Amperes
DC Supply, Quiescent	+ 12 Volts @ 6.5 Amperes
Mechanical Dimensions	w/heatsink 6.7 x 4.0 x 2.0 in. w/o heatsink 6.7 x 4.0 x .8 in.
RF Connectors	SMA Female
Operating Temperature	0°C to +55°C baseplate
Operating Humidity	95% Non-condensing
Operating Altitude	Up to 10,000 feet above Sea Level

DIMENSIONS IN INCHES



HEATSINK OPTION



Pin	Description	Values
RF Input	Input Connector (SMA Female)	-7 dBm, typical
RF OUT	Output Connector (SMA Female)	+42 dBm @P1dB
GND	Ground Turret	---
+12VDC	DC Input Voltage	+ 12 Volts @ 6.0 Amperes
FWD	Forward Power Detector	+ 5 Volts @ +42 dBm

Specifications subject to change without notice.